















Red Word Apple Harvest



- Preparation:
 - Print the apple word cards.
 - Laminate for durability.
 - Cut out the cards.
- Materials:
 - Apple word cards
 - 2-4 players
- Objective:
 - Collect the most matching pairs of irregular words.
- How to Play:
 - Shuffle and deal the cards evenly.
 - Players keep cards in a face-down stack.
 - On each turn, flip the top card into the center.
 - If two of the same word appear, the first to say the word and grab both cards keeps them.
 - Keep playing until all cards are matched.
 - The player with the most pairs wins













as



as



my



my



into



into



now



now



new







new





give



give









there



there



done



done



her



her



here



here



under



under



down



down



onto



onto



people



people



saw



saw



both



both



should



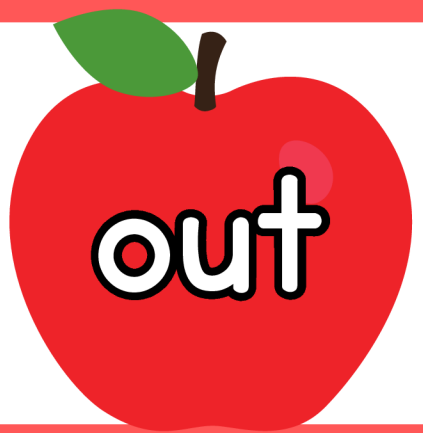

should









could







could













wash



wash



every



every



everyone



everyone



know



know



knew



knew



friend



friend



been



been



our



our



other



other



away



away



after



after



few



few

