



Puppy Love Dash

Magic E Review


Directions

Objective:

Be the first to reach the finish box by rolling the dice and reading the words as you move along the spaces.

Materials Needed:

- Game board with spaces and a finish box
- Game pieces for each player
- One six-sided dice



How to Play:

- Set up the game board on a flat surface.
- Each player chooses a game piece and places it at the start line.
- Decide who goes first (you can use a simple method like the youngest player starts).
- Roll the dice and move your game piece the number of spaces shown on the dice.
- Read all of the words on the way to the space.
- It's the next player's turn. Keep taking turns clockwise.
- The first player to reach the finish box wins the game!



Puppy Love Dash

Magic E Review



START

cane

rope

take

vote

same



code

fine

hope

make

mode

tube

hide

rake

bone

bike

tune

rate

kite



FINISH

tape


hike

pine

home

cone


mute





Puppy Love Dash

Magic E Review



START

side

rude

line

safe

wave



wipe

shade

pipe

cube

note

hole

shine

mile


nine

joke

tone

dime

cave



FINISH

fame


time

zone

rule

gate

vine





Puppy Love Dash

Magic E Review



START

slide

broke

flute

bride

crime



trade

grade

globe

pride

stone

drive

grape

shape


prune

smile

brave

plane

snake



FINISH

flame

smoke

glide

state

spoke

drone

