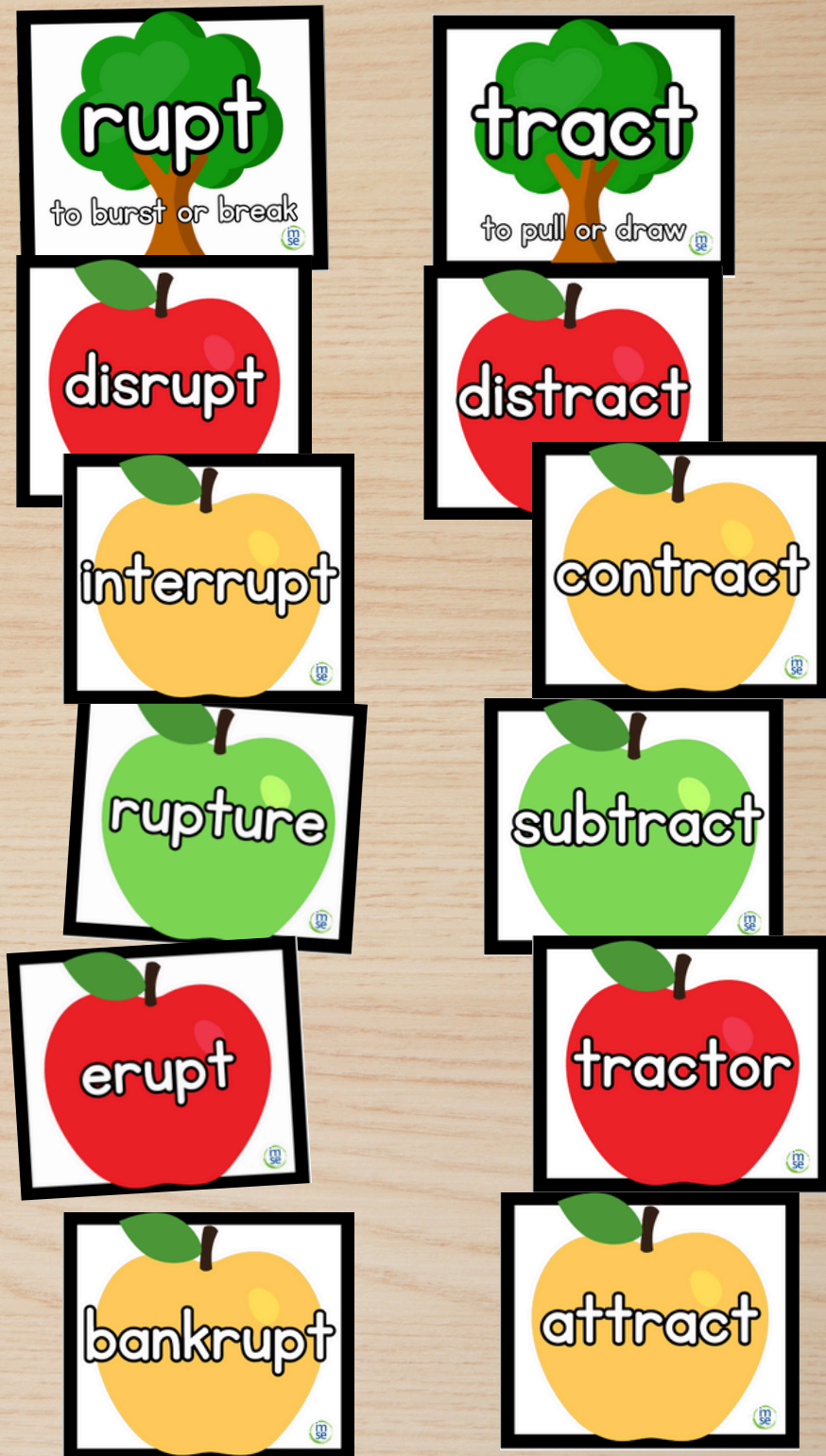


Freebie Directions

- Print, cut, and laminate the cards: tree cards (Latin base words) and apple cards (example words).
- Mix the cards thoroughly.
- Divide students into groups of 3-5 and give each group a shuffled set of cards.
- Students should first identify the tree cards (base words).
- Next, they should sort the apple cards into piles that match the base words.
- Encourage discussion about the word meanings and connections.





rupt

to burst or break



interrupt



rupture



erupt



bankrupt



disrupt





tract

to pull or draw



contract



subtract



tractor



attract



distract





form

to shape



uniform



formula



transform



conform



formal





port

to carry;
gate or entryway



transport



passport



airport



support



export





struct

to build



instruct



structure



construct



obstruct



destruct









to believe





Morphology+ Daily Student Work Collection

The Morphology+ Daily Student Work Collection is must-have literacy classroom tool recommended for students in third grade and up. This extensive printable toolkit includes over 700 student practice pages, designed to cover 118 critical IMSE morphology concepts.

This powerful tool is perfect for reviewing and assessing mastery of Latin bases, Greek bases, prefixes, and suffixes once these concepts have been explicitly taught. Teachers can select from a variety of daily assignments tailored for independent practice, homework, and assessment purposes.

Download product sample here.

What's Inside:

1. Morpheme Meaning & Word Building: For each morpheme concept, students will:

Find the meaning of the morpheme.

Build words using the morpheme.

Create word sums and complete a morphemic analysis.

2. Definition and Sentence Creation: Students will:

Discover the definition of words using the target morpheme.

Write sentences using these words.

Edit their sentences using CUPS.

3. Fluency Activities: This section provides a chart that includes:

Words using the target morpheme.

Phrases using these words.

Sentences incorporating these words and phrases.

4. Sentence Solver: Students will:

Use words with the target morpheme to fill in the blanks in sentences.

Understand the meaning through the context of provided sentences.

5. Assessment: Each concept concludes with an assessment that includes:

Multiple choice questions.

True or false statements.

Fill-in-the-blank activities.

MORPHOLOGY⁺

700+ Student Pages

3rd+

LEARN MORE

