



# STUDENT WORKBOOKS

## THREE BOOKS PER GRADE LEVEL

Ignite reading success with our *OG+ Student Workbooks*! Packed with engaging activities, from **"Spot the Sounds & Spell the Sound"** for phonics mastery to **guided handwriting practice**. Watch reading skills soar with our structured approach, progressing seamlessly from **rapid word charts** to **fluent passage reading**.

**Daily dictation** reinforces learning, and **built-in assessments** perfectly complement the teacher guides, creating a powerful learning system. Plus, the **student-friendly design** and **expanded reading practice**, including a **gradual build-up to passage reading**, make learning fun and effective. Give your students the tools they need to thrive.





abc **Lowercase Letter Formation**

DAY 1

Practice writing the lowercase "m" in your best handwriting.

Handwriting practice lines for lowercase 'm'. Each row features a house-shaped icon on the left. The first row shows a solid 'm', followed by two dashed 'm's with numbered arrows indicating stroke order (1: vertical down, 2: hump, 3: hump). The next two rows show a solid 'm' followed by a dashed 'm'. The final two rows show a house icon followed by a blank line for writing.

ABC **Uppercase Letter Formation**

DAY 2

m

Practice writing the uppercase "M" in your best handwriting.

Handwriting practice lines for uppercase 'M'. Each row features a house-shaped icon on the left. The first row shows a solid 'M', followed by two dashed 'M's with numbered arrows indicating stroke order (1: vertical down, 2: hump, 3: hump, 4: vertical down). The next two rows show a solid 'M' followed by a dashed 'M'. The final two rows show a house icon followed by a blank line for writing.

Uppercase and Lowercase Letter Formation practice pages

Workbook visuals clarify concepts, bridge language gaps, and enhance learning for all students.

Workbooks adhere to a clear, repeatable pattern, fostering familiarity and efficient learning.

👉 **Spell the Sounds**


DAY 4

Fill in the blank with the missing sound to complete the word.

m



ad



ap




at

👉 **Spell the Sounds**

Fill in the blank with the missing sound to complete the word.



ix



oor



op

Ii /i/



CONCEPT

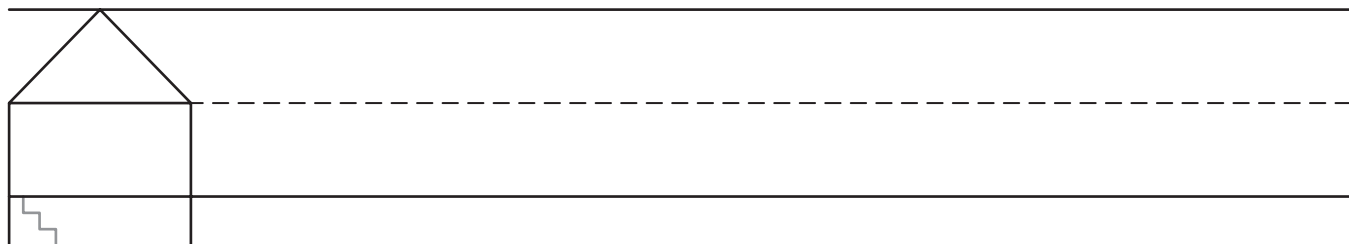
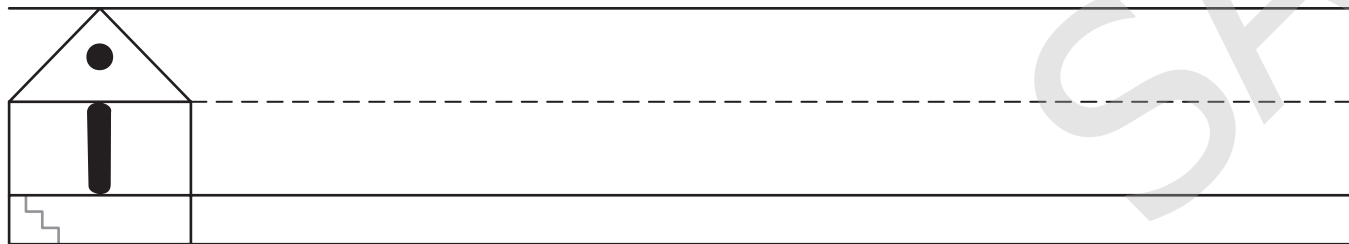
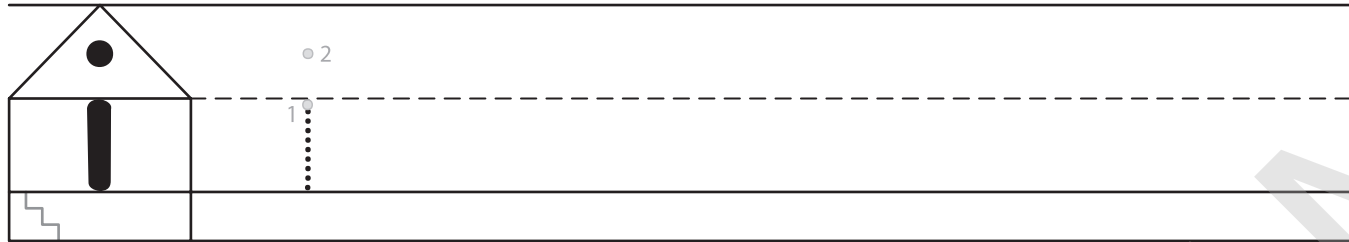
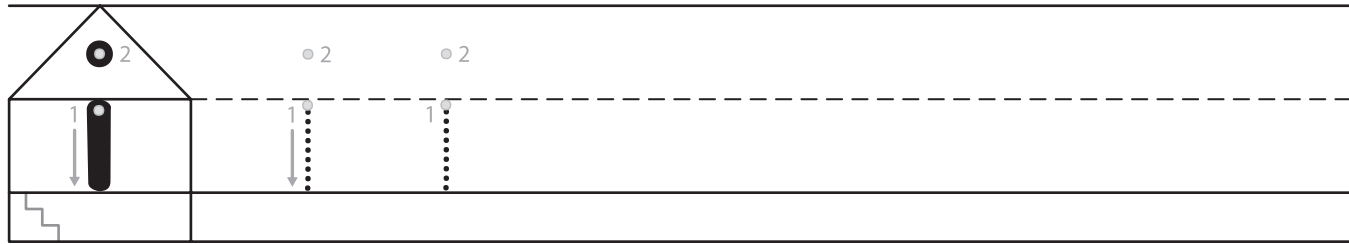
10

DAY 1

abc

# Lowercase Letter Formation

Practice writing the lowercase "i" in your best handwriting.



# Dictation

DAY 1

Words

Rewrite

1.

i

2.

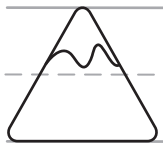

3.

4.

5.



# Sentences

DAY 1

1.  \_\_\_\_\_ 

## Rewrite

- C
- U
- P
- S

2.  \_\_\_\_\_ 

## Rewrite

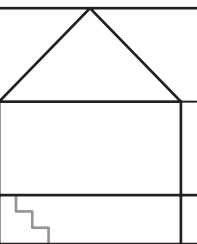
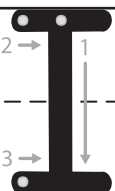


- C
- U
- P
- S

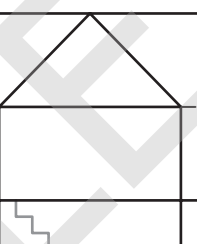

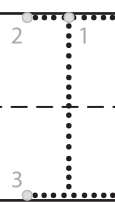
# Uppercase Letter Formation

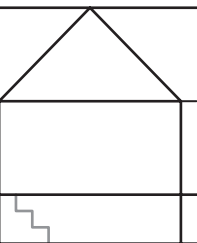

ABC

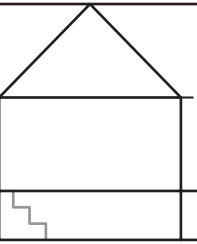
DAY 2

Practice writing the uppercase "I" in your best handwriting.





# Dictation

## Words

1. \_\_\_\_\_  
 \_\_\_\_\_  
 \_\_\_\_\_



## Rewrite

\_\_\_\_\_

2. \_\_\_\_\_  
 \_\_\_\_\_  
 \_\_\_\_\_



\_\_\_\_\_

3. \_\_\_\_\_  
 \_\_\_\_\_  
 \_\_\_\_\_



\_\_\_\_\_

4. \_\_\_\_\_  
 \_\_\_\_\_  
 \_\_\_\_\_



\_\_\_\_\_

5. \_\_\_\_\_  
 \_\_\_\_\_  
 \_\_\_\_\_



\_\_\_\_\_

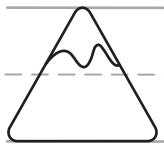
## Red Words


1. \_\_\_\_\_  
 \_\_\_\_\_  
 \_\_\_\_\_

2.

\_\_\_\_\_  
 \_\_\_\_\_  
 \_\_\_\_\_

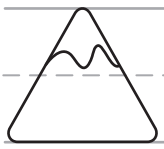
## Sentences


1.  \_\_\_\_\_  
 \_\_\_\_\_  
 \_\_\_\_\_

\_\_\_\_\_ 

## Rewrite

\_\_\_\_\_

2.  \_\_\_\_\_  
 \_\_\_\_\_  
 \_\_\_\_\_

\_\_\_\_\_ 

## Rewrite

\_\_\_\_\_

- C
- U
- P
- S

- C
- U
- P
- S



# Word Reading Practice

DAY 2

Read each word carefully. Focus on reading the words correctly before reading them quickly.

## Words

|     |     |     |     |     |
|-----|-----|-----|-----|-----|
| dig | him | did | it  | hit |
| did | dog | hit | hog | it  |
| him | it  | hog | dig | dog |

## Red Words

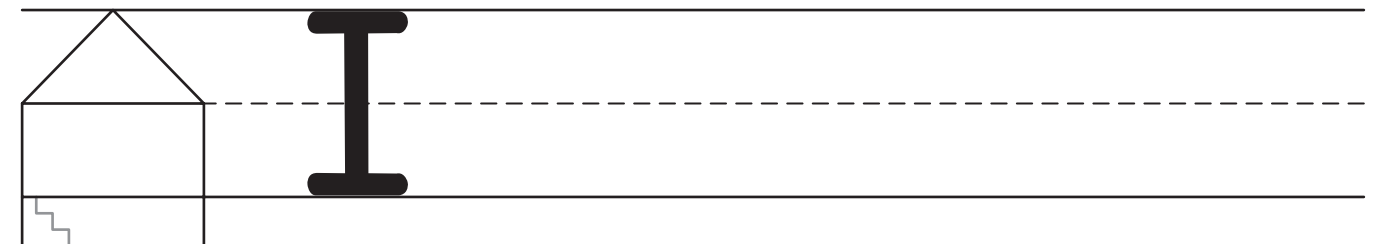
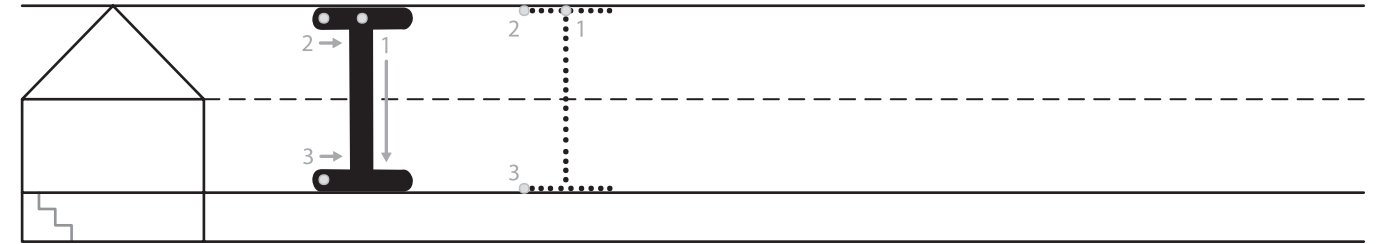
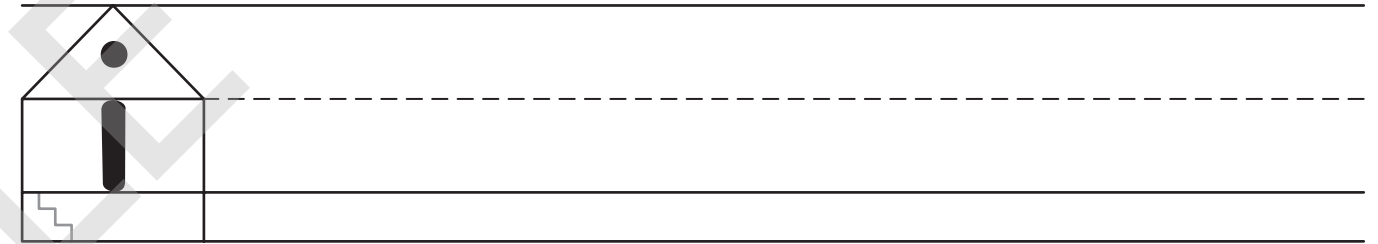
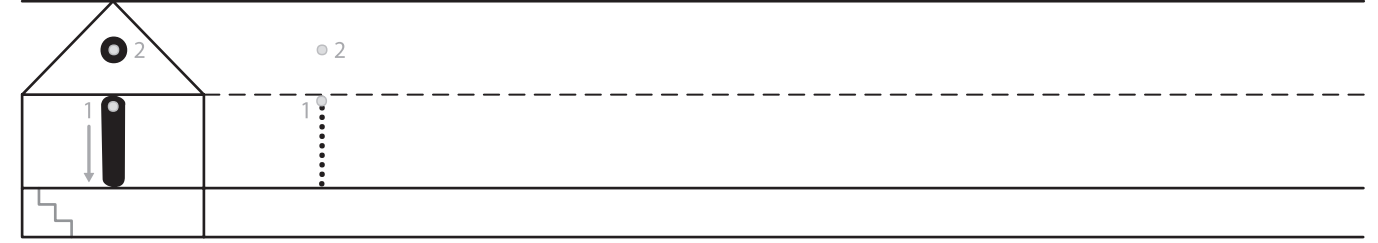
|     |       |     |       |     |
|-----|-------|-----|-------|-----|
| the | is    | a   | white | and |
| a   | white | and | the   | is  |

abc

# Handwriting Practice

DAY 3

Practice writing the letter "i" in your best handwriting.





# Dictation

## Words

1. \_\_\_\_\_  
 \_\_\_\_\_



## Rewrite

\_\_\_\_\_

2.

3.

4.

5.

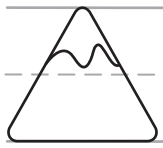
## Red Words

1. \_\_\_\_\_  
 \_\_\_\_\_

2. \_\_\_\_\_  
 \_\_\_\_\_

## Sentences

1.



\_\_\_\_\_ □

## Rewrite

2.



\_\_\_\_\_ □

## Rewrite

- C
- U
- P
- S

- C
- U
- P
- S



# Phrase Reading Practice

DAY 3

Read each phrase carefully. Focus on reading each word correctly before reading the phrases smoothly and quickly.

the dog

did stop

is brown

and the hog

is white

a dog and a hog



# Practice Spelling Assessment

DAY 4

## Words

1. \_\_\_\_\_  
-----  
\_\_\_\_\_

2. \_\_\_\_\_  
-----  
\_\_\_\_\_

3. \_\_\_\_\_  
-----  
\_\_\_\_\_

4. \_\_\_\_\_  
-----  
\_\_\_\_\_

5. \_\_\_\_\_  
-----  
\_\_\_\_\_

## Red Words

1. \_\_\_\_\_  
-----  
\_\_\_\_\_

2. \_\_\_\_\_  
-----  
\_\_\_\_\_

## Sentences

1. \_\_\_\_\_  
-----  
\_\_\_\_\_  
-----  
\_\_\_\_\_

2. \_\_\_\_\_  
-----  
\_\_\_\_\_  
-----  
\_\_\_\_\_





# Sentence Reading Practice

DAY 4

Read each sentence carefully. Focus on reading each word correctly before reading the sentences smoothly and quickly.

|                             |
|-----------------------------|
| 1. The dog did stop.        |
| 2. The hog is brown.        |
| 3. Did the dog stop?        |
| 4. The dog is white.        |
| 5. The dog and the hog dig. |



# Spelling Assessment

DAY 5

## Words

|                            |                            |
|----------------------------|----------------------------|
| 1. _____<br>-----<br>_____ | 4. _____<br>-----<br>_____ |
| 2. _____<br>-----<br>_____ | 5. _____<br>-----<br>_____ |
| 3. _____<br>-----<br>_____ |                            |

## Red Words

|                            |                            |
|----------------------------|----------------------------|
| 1. _____<br>-----<br>_____ | 2. _____<br>-----<br>_____ |
|----------------------------|----------------------------|

## Sentences

|  |
|--|
| 1. _____<br>-----<br>_____<br>-----<br>_____<br>-----<br>_____ |
| 2. _____<br>-----<br>_____<br>-----<br>_____<br>-----<br>_____ |